



Unifreight Shipping V4.5

Release Notes

Copyright Notice

Unifreight Version 4.5. This edition published 2009.

Copyright © 2009 by Amital Data Ltd. All rights reserved. Unifreight is a trademark of Amital Data Ltd. Other brand and product names are trademarks or registered trademarks of their respective holders.

This document contains proprietary information which is protected by copyright. No part of this document may be photocopied, reproduced, or translated without the prior consent of Amital Data Ltd.

The information in this document is subject to change without prior notice and does not represent a commitment on the part of Amital Data Ltd. Amital Data Ltd. assumes no responsibility for any errors that may appear in this document.

Amital Data Ltd. products are continually improved and enhanced: therefore, the product features depicted in this document are subject to design change at any time.

Document: Rev. 1, April 20, 2009

Table of Contents

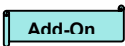
ABOUT THE RELEASE NOTES	7
UNIFREIGHT SHIPPING	8
SHIPPING IMPORT	8
SHIPPING EXPORT	9
CONTAINER FOLLOW UP	11
GENERAL CARGO	12
BILLING	13
TARIFFS	13
STATISTICS	13
TABLES	13
EVENTS	13
REPORTS AND FORMS	14
GENERAL FEATURES	15
UNIFIED DATA FOR MULTI-COMPANY SYSTEM	15
STATISTICS	15
AGENT TRANSACTION REPORTS	15
PRINTING LABELS	15
SBO (SAP BUSINESS ONE) INTERFACES	16
SAP-2007	16
IMPROVEMENTS TO RECEIPT/CREDIT NOTE TRANSMISSIONS TO SAP	16
IMPROVEMENTS TO TRANSMISSIONS OF REVERSE TRANSACTIONS TO SAP	16
IMPROVEMENT TO INVOICE AND RECEIPT TRANSMISSIONS TO SAP	16
TRANSMITTING OF VENDOR INVOICES AND VENDOR PAYMENTS TO SAP	16
INFRASTRUCTURE	16
USER HELP	16
IMPROVEMENTS TO THE INTERFACE IN/OUT SERVICE	16
IMPROVEMENTS TO THE ANALYZE SERVICE	17
IMPROVEMENT TO STATUS OF FAILED TRANSMISSIONS	17
USING ZIP FOR TRANSMISSIONS	17
IMPROVEMENTS TO THE SPOOL SERVICE	17
IMPROVEMENTS TO THE SPOOL QUERY	17
IMPROVEMENTS TO SPOOL MANAGEMENT	17
PRINTER TEST	17
COUNTER MANAGEMENT MECHANISM	18
IMPROVEMENTS TO THE SCHEDULER	18
COPYING A DOCUMENT VIA THE DOCUMENT QUERY	18
EVENT MANAGEMENT	18
USER SECURITY	19
USER TYPE IN PARTNERS TABLE	19


SESSION MANAGEMENT	19
RELEASE BLOCK ENTITY	19
NUMBER OF DB CONNECTIONS	19
ERROR MESSAGE AT LOGIN	19
NLS INSTALLATION PROBLEM	19
CONNECTING STANDALONE RECEIPT TO CANCELLED INVOICE	20

About the Release Notes

This Release Notes document describes the novelties, changes and enhancements that were introduced in Versions 4.5 of Unifreight Shipping. It is organized according to Unifreight Forwarding modules.

The following icons have been used in the document:

 **Add-On** Indicates an Add-On feature that has to be purchased separately. For a price quotation, please refer to Amital Data.

 **Custom** Indicates a feature that needs to be customized. For a price quotation, please refer to Amital Data.

Unifreight Shipping

Shipping Import

Copying Files via Job Assembly

While connecting files to a job via the Job Assembly option, it is possible to open a new file by copying one of the files displayed in the dialog box. For General Cargo, it is also possible to copy the packages of the file being copied.

New Field for Mail Merge in Messages

A new field has been added to the list of mail merge fields in the Send Message option for the file entity: GC Details. This field displays messages for General Cargo packages.

Default for Move Type

The Move Type field in the Packages dialog box displays the default value defined at application level.

Search Option in Manifest Center

A new search feature is added to the Manifest Center option for finding a file according to the Customs status.

Billing Entry

Double-clicking a row in the Billing Entry dialog box displays the tariff from which the rate in that row has been retrieved.

Connecting a File to Customs Agent

In addition to the possibility of connecting a file to a customs agent while creating an invoice, it is now possible to make the connection while producing the Freight Invoice form.

Cancelling a Job Operationally

A new option has been added for cancelling a job operationally (like closure). This action marks the entity as inactive, without deleting it.

Updating a Closed Job

The Update Fields option in the Job OP Center has been added to update the Customs Agent after the job has been closed.


Improvement to the Invoices Query

New search fields have been added to the selection dialog box of the Invoices Query (option SHII1).

Printing Forms via the New Form Generator

The new Form Generator can be used to design and print the following forms/documents, on A4 size paper:

- Freight invoice
- Gatepass



Printing a Gatepass

While printing several invoices in a sequence, the system prompts the user for also printing a gatepass.

Shipping Export

The Formula Option

The Formula option in the File OP Center provides the ability to correct tariff calculations when invalid values appear in the Formula field. The Formula field contains the cost calculations of the Corrector for the shipping company.

Updating Fields for a Job

The Update Fields option in the Job OP Center is used to update the port of loading, expected voyage date, and name of the vessel in all the entities connected to the job.

Copying Files via Job Assembly

While connecting files to a job via the Job Assembly option, it is possible to open a new file by copying one of the files displayed in the dialog box. For General Cargo, it is also possible to copy the packages of the file being copied.

Associating Bookings to Containers

A new table has been developed for associating bookings to containers according to the delivery document number printed in the booking. After issuing a delivery document, the receiving partner transmits the number of the delivery document according to which the booking is connected to a container. This data can be added to the container status transmission.



Sending Several Messages

The Message Send option in the Job OP Center allows users to send messages to all the files connected to a job.

Instructions

The new view place Disb Entry has been added to Instruction definitions. Instructions that are defined with this view place will be displayed when activating the Disbursement dialog box.

Duplicate Bills of Lading

A system-level default parameter has been defined for handling duplicate bill of lading numbers. The parameter sets the time to wait before reusing a bill of lading number. For General Cargo, the default must be set to 0 (reuse not allowed).

Allocation

The location of each container and its status are recorded in the system via the Container Follow Up option, so that at any time users know the number of available containers at a warehouse. The Stock Check button has been added to the Packages dialog box in the Booking option, for displaying the containers by number, type and status, and for checking which containers are available for delivery to the customer. After choosing a warehouse, the delivery document can be printed.



Routing

While connecting and disconnecting files in a job, the system adds or deletes vessel information in the Routing.

Improvements to the Invoice Query

New search fields have been added to the selection dialog box of the Invoice Query (option SHIE1).

Selecting Files to Delete

The Delete option in the SHEMS-Shipping Agency Export Other menu now provides the ability to select the files to be deleted, and delete all the files in the search results in one operation.

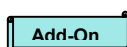
Printing Delivery Document

A new option has been added to the Booking OP Center for printing a Delivery Document. The document contains the details of the external storage site.



Transmission of Booking to Port Authority

A new transmission message has been defined for reporting a booking to the Port Authority.



Container Follow Up

Carrier Demurrages

The following changes have been introduced:

- New fields have been added for handling carrier demurrages: Discharge Date and Return Date.
- The system now calculates demurrage days without counting Saturdays and holidays.
- There are now separate discharge and return dates for calculating customer demurrage and carrier demurrage.
- There are now separate tariffs for customers and carriers.

Container Query

A new sort option has been added to the selection dialog box of the Container Query (option CO11), to allow for sorting by Status Date.

Follow Up Query

The Find function button in the F/U Query (option CO2) has been changed to the Excel function button, which allows exporting data to Excel.

The Find function now appears on the top toolbar (according to Unifreight standards).

Container Tracing Reports

A new search field, Equipment Owner, has been added to the Container Report (option COR2) and to the Container Inventory Report (option COR3).

Entering Events for Container

An Event Entry function button has been added to the Container Query dialog box for entering events for a container.

Container Tracing Events

The Event Management mechanism now distinguishes between customer tariffs and carrier tariffs. New events have been defined to provide information about operations performed, and enable the checking and tracing of containers.

Container Movement Message

Container status messages that are transmitted from external storage are divided into two records – a container details record and a status details record. The system ensures that messages are not received in the wrong order by allowing priority management.

Improvement to Incoming Status Transmissions

The capabilities of container status transmissions from container warehouses and ports have been improved. The status time has been added to the message in order to distinguish between the different statuses received during the same day.

Checking Deposit Service Type

A new option has been developed for checking if the service type “demurrage deposit” has been fully paid or if there is still an unreturned deposit.

General Cargo

DA Tariffs for Calculating Proformas

New tariffs have been developed for calculating DA proformas according to port tariffs. These tariffs are used to issue payment requests from vessel owners, for using port services.



Job Cost

When activating the Job Cost option in the Job OP Center for account settlement with an agent, four options are displayed for selection:

- DA Entry – for issuing a proforma invoice to the vessel owner for requesting payment for handling shipments in port.
- Freight Calculation – for producing a statement that details the freight calculations, including commissions and deductions.
- BP's Summary Freight – for producing a statement that details freight amount per bill of lading, that are collected from the shipping agency abroad.
- Accounting Check – for checking service types in Billing Entry of a job. This option enables users to set a final amount and save the data in a separate database, and then update the Billing data.

Job Join Split

The Job Join Split option in the Job OP Center can be used to perform join and split operations for connected files.

Cargo Type Table

A new field has been added to the Cargo Type table for calculating AGF. The field provides the ability to specify the percentages by which agent fees will increase in the DA proforma, according to shipment type.

Printing Remarks in Proforma

Predefined remarks can be printed on DA proforma invoices.

Expected Receipts Report

The Expected Receipts Report has been developed to trace proforma payments, receipts and payments.

Freight Calculation for Job

Payment requests can be created for prepaid freight service types, for all the files connected to a job.

Billing

Action Type Invoice

While creating an invoice, the Action Type Invoice option can be selected in the Invoice Printout field, in order to print an invoice that groups service types by action types defined in the Service Types table.

Customer Balance Management

A new option has been developed for managing and tracing customer balances. This includes reading data from SAP systems.

Tariffs

Upward Rounding

An option has been added for rounding tariff amounts upward.

Cost Tariffs

Cost tariffs have been defined for jobs in the Shipping Import and Shipping Export modules.

Statistics

Improvements to Calculations

Improvements have been made to profit and freight calculations.

Statistics Per Size

Statistics can now be displayed according to container size: 20, 40, RF.

Tables

Improvements have been introduced to the connection between the Vessels Table and the Packages Table, so that it is now possible to access these tables from all dialog boxes in the Shipping Agency modules.

Events

New printing events and events for creating and canceling proforma invoices have been added.


Reports and Forms

Profit Report

The Profit Report option in the Forms menu of the Job OP Center allows users to produce a report that displays profit data as in the Job Profit option.

Printing Invoices Via the New Form Generator

The new Form Generator can be used to design and print invoices, and send them to customers in PDF format.



General Features

Unified Data for Multi-Company System

A mechanism has been developed for multi-company environments where more than one Unifreight system is installed, to allow for working with unified data (from all companies) in the CRM system and the Document Management system. These systems will be operated from one installation that will serve as the Master installation, and that will provide services to the other installations in the environment.



Statistics

Calculated Fields at Application Level

A new option – Calculated Fields – has been added to the Statistics menu of each of the Unifreight modules, to allow users to define up to ten calculated fields for displaying the desired data in the statistics windows. The user can assign a name to a calculated field and define the formula for calculating the values to display. The components of the formula are based on service types. The defined fields will also appear as search fields in the statistics selection dialog boxes.

Calculated Fields at System Level

A new option – Multi-Application Calculated Fields – has been added to the GST – Multi-Application Statistics menu, to allow users to define calculated fields for displaying the desired data in the statistics window at system level (all applications). The user can assign a name to a calculated field and define the formula for calculating the values to display. The components of the formula are the statistics fields and the calculated fields defined at application level.

Agent Transaction Reports

A new data column has been added to the Payment Details (option AGTR13) report, which displays the amounts in local currency.

Printing Labels

The Labels Printout option in the AC-Account Menu is designed to generate labels with customer details, for mailing invoices. After selecting the relevant customers in the selection dialog box, the system prints their details on labels via a laser printer.

SBO (SAP Business One) Interfaces

SAP-2007

Unifreight Version 4.5 supports SAP-2007.

Improvements to Receipt/Credit Note Transmissions to SAP

The system synchronizes data transmissions to SAP so that transactions are received in SAP in the right order (e.g. invoices before receipts). A receipt is transmitted only after the invoice has successfully been transmitted. In the case of an invoice that is closed in Accounting, the system transmits only the receipt without automatically closing the invoice.

Improvements to Transmissions of Reverse Transactions to SAP

The system ensures that a reverse transaction for a vendor invoice will not be transmitted to SAP in case of a failure in the transmission of the invoice.

A reverse transaction cannot be generated if the transmission of a Payment within an invoice entity has failed (status Failed), but only after changing the status to Canceled.

Improvement to Invoice and Receipt Transmissions to SAP

When working with the SBO interface, it is not possible to enter a receipt in a currency different from that of the invoice.

Transmitting of Vendor Invoices and Vendor Payments to SAP

Vendor payments entered via the Payments option, which contain payment details (check number) are transmitted to SAP Accounting separately as vendor invoice and vendor payment documents.

Infrastructure

User Help

Unifreight provides user help that explains how to work with options on a menu. An option for which this feature is enabled, is marked with a question mark icon on the option's icon.

Improvements to the Interface In/Out Service

Improvements have been introduced to the Interface In/Out Service for ensuring better performance and stability.

Improvements to the Analyze Service

Improvements have been introduced to the Analyze Service for ensuring better performance and stability.

It is now possible to define connections between messages so that they are analyzed in the right order.

Improvement to Status of Failed Transmissions

When the system does not find differences between a new file received from an external party and a previous file from the same party, it issues a message. The communication transaction is not assigned the “Failed” status (as was the case in previous versions).

Using ZIP for Transmissions

In order to save computer resources, the system is now using the ZIP tool for compressing data before transmissions, and it also stores the data in this format. Furthermore, large files can be transmitted in ZIP format.

Improvements to the Spool Service

The Spool service identifies invalid records and prevents them from printing in order to avoid disruptions in printing operations.

Improvements to the Spool Query

Changes and improvements have been introduced to the dialog box of the Spool Query option (in the Spool menu):

- Ability to display the print jobs of the current user.
- Filtering of printing jobs according to status and branch.

Improvements to Spool Management

Changes and improvements have been introduced to the dialog box of the Spool Management option (in the Spool menu).

Printer Test

The Printer Test option has been developed for testing printers. This option is activated by clicking a button in print windows. It sends a printout to a printer and makes sure that the printing mechanism of the operating system is in order. If the test succeeds but there is a printing problem, the problem should be traced outside the Unifreight system.

Counter Management Mechanism

A mechanism has been developed for managing counters for the company's customers.



Improvements to the Scheduler

A new selection dialog box has been added to the Scheduler option for selecting the rows that should display in the Scheduler dialog box.

A new option has been added to the Scheduler dialog box that opens another dialog box with fields for associating the row to a partner account, an entity, etc.

In addition, the Event Management system is now applied to the lines in the Scheduler. This makes it possible to define alerts for failures so that users are notified about them.

Copying a Document via the Document Query

The Copy option in the Document Query (option DM2) can be used to create a new document by copying an existing document.

Event Management

Event Management for a Parameter in Account Management

Event Management has been implemented for parameters in Account Management. An event can be defined for each parameter so that every change in a parameter will generate an event that can also be reported via the alerts mechanism. For example, if an event is defined for the Trucker parameter, changing the trucker will generate an event. A Result can be defined to notify the relevant party in the organization.

Statistics for Events

A mechanism has been developed that generates statistics for events, to allow for tracking employee and vendor performances.

Automatic Cleanup of Calculated Event Results

The system automatically performs periodical cleanup operations in order to delete lines that have been generated while running event conditions. The results are stored in the system in order to allow users to check why a condition was met or not met., and they take up large volumes of space in the database. The cleanup mechanism keeps the results for one year.

User Security

The User Security Definition option in the Security menu has been developed for defining:

- The password format for all the users of the system.
- Parameters that control password changes.
- Parameters that control the system's behavior in case of a wrong password entry (account locking).

User Type in Partners Table

In the Partners Table, it is now possible to define the user type as Vendor or Account. When the user type is Vendor, color-coding is assigned to the vendor for indicating status updates in the Follow Up option.

Session Management

The system displays warning messages about session closures, even when a session is closed as a result of timeout or intentionally by the system manager.

Release Block Entity

The Release Block Entity option allows the user to view the entities that are blocked, and release them as needed.

Number of DB Connections

The number of DB connections have been reduced in order to improve performance and scalability.

A security mechanism has been developed in order to prevent the opening of a large number of database connections by the same session. The purpose of this feature is to allow the system to continue operating even when there is a local failure.

Error Message at Login

When it is not possible to access the system due to a database problem, the system displays an error message that describes the problem.

NLS Installation Problem

If the NLS (Oracle Client) is not properly installed at a user workstation, Unifreight does not allow access to the system.

Connecting Standalone Receipt to Cancelled Invoice

It is now possible to connect a standalone receipt to a cancelled invoice or to an autocredit invoice.