



Unifreight Forwarding V4.5

Release Notes

Copyright Notice

Unifreight Version 4.5. This edition published 2009.

Copyright © 2009 by Amital Data Ltd. All rights reserved. Unifreight is a trademark of Amital Data Ltd. Other brand and product names are trademarks or registered trademarks of their respective holders.

This document contains proprietary information which is protected by copyright. No part of this document may be photocopied, reproduced, or translated without the prior consent of Amital Data Ltd.

The information in this document is subject to change without prior notice and does not represent a commitment on the part of Amital Data Ltd. Amital Data Ltd. assumes no responsibility for any errors that may appear in this document.

Amital Data Ltd. products are continually improved and enhanced: therefore, the product features depicted in this document are subject to design change at any time.

Document: Rev. 2, April 19, 2009

Table of Contents

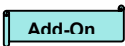
ABOUT THE RELEASE NOTES	7
IMPORT MODULE.....	8
FILE ENTRY	8
ENTERING NUMBER OF PACKAGES IN A CONTAINER	8
INLAND IMPORT – NEW MODULE	8
NEW FIELDS FOR MAIL MERGE IN MESSAGES.....	9
TARIFFS	9
SERVICE TYPES.....	9
INVOICES	10
RECONCILIATION	10
CONNECTING AIRLINE TO STORAGE.....	10
STATISTICS	10
EVENTS	11
AGENT TRANSACTIONS.....	11
REPORTS AND FORMS	11
AIR EXPORT MODULE	13
INSURANCE COMPANY	13
WAREHOUSE MANAGEMENT	13
TARIFFS	13
BILLING	13
FINDING AN ENTITY IN PAYMENT ENTRY.....	14
PROFIT SHARE	14
REMARKS FIELD IN PICK UP OPTION	14
RETRIEVING INFORMATION BY SECTIONS	14
QUERIES	14
PRINTOUT, REPORTS AND FORMS	15
OCEAN EXPORT MODULE	16
JOB ENTRY	16
CONSOLIDATED PRINTING	16
COMPILING A LIST OF TRUCKERS FOR A CUSTOMER	16
ADDING WORKING DATE AND DANGEROUS GOODS DATE	16
INSURANCE COMPANY	16
QUERIES	17
PRINTOUT, REPORTS AND FORMS	17
SELECTING TARIFFS FOR FILE	18
BILLING	18
INVOICES	18
FINDING AN ENTITY IN PAYMENT ENTRY.....	19
PROFIT SHARE	19
EVENTS	19


COMMUNICATION MANAGEMENT AND INTERFACES	19
GENERAL FEATURES	21
UNIFIED DATA FOR MULTI-COMPANY SYSTEM	21
STATISTICS	21
AGENT TRANSACTION REPORTS	21
PRINTING LABELS.....	21
SBO (SAP BUSINESS ONE) INTERFACES	22
SAP-2007	22
IMPROVEMENTS TO RECEIPT/CREDIT NOTE TRANSMISSIONS TO SAP	22
IMPROVEMENTS TO TRANSMISSIONS OF REVERSE TRANSACTIONS TO SAP	22
IMPROVEMENT TO INVOICE AND RECEIPT TRANSMISSIONS TO SAP	22
TRANSMITTING OF VENDOR INVOICES AND VENDOR PAYMENTS TO SAP	22
INFRASTRUCTURE.....	22
USER HELP	22
IMPROVEMENTS TO THE INTERFACE IN/OUT SERVICE	22
IMPROVEMENTS TO THE ANALYZE SERVICE	23
IMPROVEMENT TO STATUS OF FAILED TRANSMISSIONS	23
USING ZIP FOR TRANSMISSIONS.....	23
IMPROVEMENTS TO THE SPOOL SERVICE.....	23
IMPROVEMENTS TO THE SPOOL QUERY	23
IMPROVEMENTS TO SPOOL MANAGEMENT	23
PRINTER TEST.....	23
COUNTER MANAGEMENT MECHANISM.....	24
IMPROVEMENTS TO THE SCHEDULER.....	24
COPYING A DOCUMENT VIA THE DOCUMENT QUERY	24
EVENT MANAGEMENT	24
USER SECURITY	25
USER TYPE IN PARTNERS TABLE.....	25
SESSION MANAGEMENT	25
RELEASE BLOCK ENTITY	25
NUMBER OF DB CONNECTIONS	25
ERROR MESSAGE AT LOGIN	25
NLS INSTALLATION PROBLEM	25
CONNECTING STANDALONE RECEIPT TO CANCELLED INVOICE	26

About the Release Notes

This Release Notes document describes the novelties, changes and enhancements that were introduced in Versions 4.5 of Unifreight Forwarding. It is organized according to Unifreight Forwarding modules.

The following icons have been used in the document:

 **Add-On** Indicates an Add-On feature that has to be purchased separately. For a price quotation, please refer to Amital Data.

 **Custom** Indicates a feature that needs to be customized. For a price quotation, please refer to Amital Data.

Import Module

File Entry

Customs Referent Field in Import File

A new field – Customs Referent – has been added to the More dialog box of the General option, for entering the name of the person handling the customs file. The system displays the default that has been defined in the customer’s account in Account Management (via option AC1).

The Move Type Field

A new field – Move Type – has been added to the More dialog box of the General option, for entering any information that the user wants to print on the invoice.

Improvements in the Agent Charges Dialog Box

Several improvements have been made to the Agent Charges dialog box: at the bottom of the dialog box, there is a new total under the Agent Agreed column. According to the application parameter setting “Copy agent amount to cost”, the amount in the Agent Agreed field will be automatically copied to the File Cost Req. field.

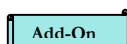
Entering Number of Packages in a Container

In the dialog box of the Containers option in the Job OP Center, a new column has been added for entering the number of packages in a container. While closing a job, the system checks that the number of packages that were entered in the files matches the number of packages in the container.

Inland Import – New Module

A new module has been developed for handling inland import. This module manages shipments whose transportation mode is “inland”, meaning that the shipments are transported via land, crossing land borders by truck.

In order to use this module, the transportation mode at company level must be defined as “inland”. The users can then choose the transportation mode “inland” in the same way as they choose “air” or “ocean”. “Inland” can be defined as the default transportation mode per user.



New Fields for Mail Merge in Messages

New fields have been added to the list of mail merge fields in the Send Message option for the file entity:

- Supplier Table SHO – displays the supplier details in the file or in the SHO connected to the file.
- Shipment Order Special Statuses for Corresp – displays a table containing the history of the statuses previously sent to the agent.

Tariffs

Editing a Function in a Tariff

A new option has been developed for editing a function in the tariff definition dialog box. The purpose of this option is to help the user perform minor changes in complex functions while updating a tariff.

New Field in Tariff Definition Dialog Box

A new field – Bulk – has been added to the list of functions in the ocean import tariffs dialog box, for specifying the shipment type as “bulk”.

New Design in Multiple Tariff Entry Dialog Box

The dialog box of the Multiple Tariff Entry option has been redesigned and it now allows users to work more efficiently.

Copying Tariffs

The Tariff Copy option (AITN21) is designed to copy tariffs of a certain type to tariffs of another type. The selection dialog box enables users to search for the tariffs they want to copy, and mark the relevant ones in the list of tariffs that come up in the results.

Tariff Check

A new option – Tariff Check (AITN10) – has been developed for checking the cost prices of shipments. This option enables users to run a simulation for a shipment in order to calculate freight costs including surcharges and commissions. Based on the simulation results, quotations can be prepared for customers.

Service Types

New Field - Due Agent in Job CC

A new check box – Due Agent in Job CC – has been added to the Service Types dialog box. This check box must be selected when the payment for this service type is to be collected from the customer. By selecting this option, the service type is added to the list of services to be paid to the agent.

New Field – Rate Type

A new check box has been added to the Service Types dialog box for setting the rate type. While preparing an invoice, if the rate type of the service type is different from the rate type of the customer, the currency conversion will be performed according to the rate type defined in the service type.

Invoices

Printing Invoices Via the New Form Generator

The new Form Generator can be used to design and print invoices, and send them to customers in PDF format.



New Invoice Events

New events have been defined for recording the issuing of a second invoice to a customer and the issuing of a credit invoice.

Reconciliation

Improvements have been introduced to the Reconciliation option in the File and Job OP Centers. The data displayed via this option is now stored in a database that is linked to the option. Every time the option is activated, the data is retrieved from this database rather than be rebuilt. A new function button enables users to rebuild the data and display the updates.

Connecting Airline to Storage

In the Vendor Table, it is now possible to create a connection between an airline company (vendor) and an external storage party.

In Account Management, it is possible to define a default external storage party per customer.

Statistics

File Statistics

New columns have been added to the file statistics display to show information according to container size – 20, 40, HQ (dangerous goods), and the like.

A new field has been added to the selection dialog box for choosing the shipment type: FCL/LCL.

Job Statistics

A new field – Global Zone – has been added to the selection dialog box for retrieving information according to geographic zones.

Events

A new event that records changes made to the job type or the file type (changing of value in the Type and Subtype fields) has been added to the Event Management system. Both the previous type and the new type are recorded in the event.

Agent Transactions

Canceling Payment Receipt

The system provides the ability to cancel a payment from an agent that was entered in the system via the Accounts Transaction (AGT9) option.

Currency Column in Statement Printout

The Currency column now appears in statement printouts.

Statements Follow Up

A company-level parameter can be set to determine whether to activate the Follow Up mechanism. Another company-level parameter determines the partner group for which the Follow Up mechanism should be activated.

Issuing Statements in Original Currency

For agents whose transactions are conducted in different currencies, the system issues statements in the original currency.

Defining Beneficiary

An agent-level parameter setting (in the More dialog box of Account Management – option AC1), “Beneficiary” can be used to specify a name that is different from the agent’s name. This name is printed on letters addressed to the bank.

Reports and Forms

New Column in the SHO-Client Report

A new column – Last Status – has been added to the SHO-Client Report (POR3), which displays the last status recorded in the Follow Up option.

Difference Confirmation Report

Based on the setting of the application parameter Currency Difference, the system determines whether to sum up the differences in the Difference Confirmation Report (issued from the Job OP Center) according to currencies.

Invoice Services Report

Two new columns have been added to the Invoice Services Report (AIR12): File Cost Request and Total for all files per job.

New Field in File Report

A new field – Supplier Reference – has been added to the File Report (AIR2).

Air Export Module

Insurance Company

The Insurance Company field has been added to the General/More dialog box in the Air Export File OP Center for specifying the insurance company. The default value for this field is defined via the customer account in Account Management. Contact information can be defined for the insurance company.

Insurance request messages can be sent to all the insurance companies defined in the system.

Warehouse Management

The Air Export Module is a multi-warehouse system providing a warehouse/status interface and invoices for Swissport and other warehouses.

Via the warehouse dialog box, it is possible to manage more than one warehouse based on the airline company definition (vendor).

Tariffs

New Search Field: Via

A new search field – Via – has been added to the Tariff Entry option. This search field is based on the Via field in the Flights dialog box, which is used to price flight legs and define tariffs for a destination port via another port (the via port).

Selecting Tariffs for File

While applying tariffs to a file, the system displays all the matching tariffs that it did not use for the calculation.

Tariff Check

A new option – Tariff Check (AETN10) – has been developed for checking the cost prices of the shipments. This option enables users to run a simulation for a shipment in order to calculate freight costs including surcharges and commissions. Based on the simulation results, quotations can be prepared for customers.

Billing

Defining Profit Account in Accounting

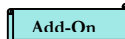
It is possible to define a profit account in Accounting for posting profit closure transactions, at company level (instead of service type level).

Grouping Service Types for Customer

It is now possible to group service types for a customer so that the amounts of the service types will be printed under a single entry in the invoice. For example, the fuel surcharges, war surcharges and freight services can be grouped under the “transportation” item in the invoice. The definition is created per customer in Account Management.

New Invoice Design

Customer and agent invoices have been redesigned.



Finding an Entity in Payment Entry

A new feature in the Payment Entry dialog box makes it possible to search for an entity by the HAWB, MAWB or OH number. The search is performed via the Entity No. field, where the user can type H and the HAWB number, M and the MAWB number or OH and the OH number. The system locates the entity and displays its number in the field.

Profit Share

For Unifreight sites running “new tariffs”, a dialog box has been developed for selecting the service types that should participate in profit share calculations.

Remarks Field in Pick Up Option

The Remarks field in the Pick Up dialog box can be used to enter text that will be printed on Pick Up orders for the inland carrier. Predefined remarks can be chosen from the lookup table in this field.

Retrieving Information by Sections

A new search field has been added to the selection dialog box of the File Statistics Query, for retrieving information according to Section Code. The section code is defined per customer per application via Account Management (option AC1).

Queries

Closed Jobs Query

The new query for displaying closed jobs enables users to locate closed entities, entities that are ready for profit closure, and also those that have been closed and reactivated (cancel closure). Using this query, the user can retrieve all the jobs for which profit closure needs to be performed.

Payment Check Query

The Payment Check query is used to find payments that have been entered but not yet transferred to Accounting. It serves to check vendor charges against billing data, before transferring payments to Accounting.

Invoice Query

The Invoice Query (AEI10) is designed to retrieve information on specific invoices.

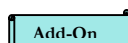
File Query

New search fields have been added to the selection dialog box of the File Query (AE2) option according to different statuses: Operational status, Follow Up status, Billing status.

Printout, Reports and Forms

Airwaybill on A4 Size Paper

According to IATA standards, it is possible to produce airwaybills on A4 size paper. The system provides the ability to determine the destinations (at company, airline and country level) to which airwaybills will be issued on A4 size paper. This feature requires printing on a double-sided printer.



New Field and Column in Files Report

A new search field – Warehouse – has been added to the selection dialog box of the Files Report (AER1), for retrieving data according to warehouses.

A new column has been added to the report for displaying the quantity and shipment dimensions from the file.

Ocean Export Module

Job Entry

A new field – Shipper Stuffed In – has been added to the General dialog box of the Ocean Export Job OP Center, for identifying the party stuffing the container: the exporter or the forwarder. When the field is selected (default), this means the exporter is stuffing the container.

This field is also added as a search field in the selection dialog box of the Job Query and Job Report.

Consolidated Printing

The Consolidation Print option in the Job OP Center serves to consecutively print all the house airwaybills connected to a job.

Compiling a List of Truckers for a Customer

In the Trucker field in a customer's account in Account Management (option AC1), it is possible to build a list of carriers for the customer. This list is displayed in the Trucker field in the Storage Entry dialog box and the Pick Up dialog box, to allow users to select the relevant carrier for a shipment.

Adding Working Date and Dangerous Goods Date

A new field – Working Date – has been added to the Voyages Entry dialog box (option OEOV1), for entering the start date of a vessel in a port.

The USA/Dang Date column in this dialog box is used to enter either the date dangerous goods are to be brought to the port, or the date for submitting documents for US shipments.

Insurance Company

The Insurance Company field has been added to the General/More dialog box in the Air Export File OP Center for indicating the insurance company. The default value for this field is defined via the customer account in Account Management. Contact information can be defined for the insurance company.

Insurance request messages can be sent to all the insurance companies defined in the system.

Queries

File Query

New search fields have been added to the selection dialog box of the File Query (OE2) option according to different statuses: Operational status, Follow Up status, Billing status.

After selecting a vessel in the selection dialog box, the Voyage field displays all the voyages of that vessel.

Closed Jobs Query

The new query for displaying closed jobs enables users to locate closed entities, entities that are ready for profit closure, and also those that have been closed and reactivated (cancel closure). Using this query, the user can retrieve all the jobs for which profit closure needs to be performed.

Payment Check Query

The Payment Check query is used to find payments that have been entered but not yet transferred to Accounting. It serves to check vendor charges against billing data, before transferring payments to Accounting.

New Sort Options in Voyage Query

New sort options have been added to the selection dialog box of the Voyage Query (option OEOV2), to allow for sorting by Shipping Declaration Date.

Default Branch

The Branch field in the selection dialog boxes of query options will not display a default value.

Printout, Reports and Forms

New Fields in the Voyage Follow Up Report

New data columns have been added to the Voyage Follow Up Report (option OER20) for selection (when the report is printed to Excel): Vessel and Voyage No.

Printing Forms via the Form Generator

The new Form Generator can be used to design and print the following forms/documents, on A4 size paper: HBL (requires double-sided printer), Storage LCL, Gatepass, and Shipping Declaration.

Shipping Declaration and Attach List

When the Shipping Declaration form contains more lines than can fit the page, the system automatically prints the Attach List form. The system knows when to attach the two forms together, and there is no need for user interference.

The Shipping Declaration form can be printed via the form generator on A4 size paper, and sent via e-mail.



New Columns in the Orders Report

Two new columns have been added to the Orders Report (option OEOR1) for selection (if the report is printed to Excel): Account number and Reference.

Furthermore, a new column – Commodity Name – can be added for displaying a description of the goods.

Additional Information in Bookings Report

In the Bookings Report (option OEOR9), additional information now appears in two existing columns: In the Package Details column details display about dangerous goods, and in the Vessel column the confirmation number of the shipping agency for the booking displays.

Printing an Attach List

A new option has been developed for issuing a Phyto Certificate with an Attach List that contains the Phyto Certificate Number. This number is entered in the system via the Forms Details option in the Ocean Export File OP Center. Then, the certificate can be printed via the Forms Printout option.

Selecting Tariffs for File

While applying tariffs to a file, the system displays all the matching tariffs that it did not use for the calculation.

Billing

Defining Profit Account in Accounting

It is possible to define a profit account in Accounting for posting profit closure transactions, at company level (instead of service type level).

Grouping Service Types for Customer

It is now possible to group service types for a customer so that the amounts of the service types will be printed under a single entry in the invoice. For example, the fuel surcharges, war surcharges and freight services can be grouped under the “transportation” item in the invoice. The definition is created per customer in Account Management.

Invoices

New Invoice Design

Customer and agent invoices have been redesigned.



Invoice Query

The Invoice Query (option OEI10) is designed to retrieve information on specific invoices.

Proforma Invoices

Proforma invoices can now be generated via the Invoice Create option.

Inbound Transmission of Digitally Signed Invoices

Unifreight provides the ability to get digitally signed invoices from port authorities via inbound communication, and file them under the relevant customs files. The transmission is performed by automatically retrieving the PDF file containing the invoice from the FTP server. The invoice is filed under the directory RINV and associated to the relevant entities.

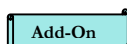
Finding an Entity in Payment Entry

A new feature in the Payment Entry dialog box makes it possible to search for an entity by container number. The search is performed via the Entity No. field, where the user can type C and the container number. The system locates the entity (file or job) and displays its number in the field.

Profit Share

The Profit Share facility has been developed with the following options:

- Adjustments to new Profit Share tariffs.
- Dialog box for selecting the service types that will participate in profit share calculations.



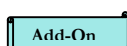
Events

A new event has been defined for recording changes in the Shipping Declaration Date per vessel (SHPD).

Communication Management and Interfaces

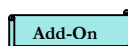
AMS Transmission

For AMS message transmissions, a new dialog box has been developed, where a different exporter and importer can be entered for a shipment (that are different from the ones in the file).



Booking Transmission via GT Nexus

An interface has been built for opening and updating bookings in Zim. After transmitting the booking to Zim, a confirmation or rejection is received for the booking.



General Features

Unified Data for Multi-Company System

A mechanism has been developed for multi-company environments where more than one Unifreight system is installed, to allow for working with unified data (from all companies) in the CRM system and the Document Management system. These systems will be operated from one installation that will serve as the Master installation, and that will provide services to the other installations in the environment.



Statistics

Calculated Fields at Application Level

A new option – Calculated Fields – has been added to the Statistics menu of each of the Unifreight modules, to allow users to define up to ten calculated fields for displaying the desired data in the statistics windows. The user can assign a name to a calculated field and define the formula for calculating the values to display. The components of the formula are based on service types. The defined fields will also appear as search fields in the statistics selection dialog boxes.

Calculated Fields at System Level

A new option – Multi-Application Calculated Fields – has been added to the GST – Multi-Application Statistics menu, to allow users to define calculated fields for displaying the desired data in the statistics window at system level (all applications). The user can assign a name to a calculated field and define the formula for calculating the values to display. The components of the formula are the statistics fields and the calculated fields defined at application level.

Agent Transaction Reports

A new data column has been added to the Payment Details (option AGTR13) report, which displays the amounts in local currency.

Printing Labels

The Labels Printout option in the AC-Account Menu is designed to generate labels with customer details, for mailing invoices. After selecting the relevant customers in the selection dialog box, the system prints their details on labels via a laser printer.

SBO (SAP Business One) Interfaces

SAP-2007

Unifreight Version 4.5 supports SAP-2007.

Improvements to Receipt/Credit Note Transmissions to SAP

The system synchronizes data transmissions to SAP so that transactions are received in SAP in the right order (e.g. invoices before receipts). A receipt is transmitted only after the invoice has successfully been transmitted. In the case of an invoice that is closed in Accounting, the system transmits only the receipt without automatically closing the invoice.

Improvements to Transmissions of Reverse Transactions to SAP

The system ensures that a reverse transaction for a vendor invoice will not be transmitted to SAP in case of a failure in the transmission of the invoice.

A reverse transaction cannot be generated if the transmission of a Payment within an invoice entity has failed (status Failed), but only after changing the status to Canceled.

Improvement to Invoice and Receipt Transmissions to SAP

When working with the SBO interface, it is not possible to enter a receipt in a currency different from that of the invoice.

Transmitting of Vendor Invoices and Vendor Payments to SAP

Vendor payments entered via the Payments option, which contain payment details (check number) are transmitted to SAP Accounting separately as vendor invoice and vendor payment documents.

Infrastructure

User Help

Unifreight provides user help that explains how to work with options on a menu. An option for which this feature is enabled, is marked with a question mark icon on the option's icon.

Improvements to the Interface In/Out Service

Improvements have been introduced to the Interface In/Out Service for ensuring better performance and stability.

Improvements to the Analyze Service

Improvements have been introduced to the Analyze Service for ensuring better performance and stability.

It is now possible to define connections between messages so that they are analyzed in the right order.

Improvement to Status of Failed Transmissions

When the system does not find differences between a new file received from an external party and a previous file from the same party, it issues a message. The communication transaction is not assigned the “Failed” status (as was the case in previous versions).

Using ZIP for Transmissions

In order to save computer resources, the system is now using the ZIP tool for compressing data before transmissions, and it also stores the data in this format. Furthermore, large files can be transmitted in ZIP format.

Improvements to the Spool Service

The Spool service identifies invalid records and prevents them from printing in order to avoid disruptions in printing operations.

Improvements to the Spool Query

Changes and improvements have been introduced to the dialog box of the Spool Query option (in the Spool menu):

- Ability to display the print jobs of the current user.
- Filtering of printing jobs according to status and branch.

Improvements to Spool Management

Changes and improvements have been introduced to the dialog box of the Spool Management option (in the Spool menu).

Printer Test

The Printer Test option has been developed for testing printers. This option is activated by clicking a button in print windows. It sends a printout to a printer and makes sure that the printing mechanism of the operating system is in order. If the test succeeds but there is a printing problem, the problem should be traced outside the Unifreight system.

Counter Management Mechanism

A mechanism has been developed for managing counters for the company's customers.



Improvements to the Scheduler

A new selection dialog box has been added to the Scheduler option for selecting the rows that should display in the Scheduler dialog box.

A new option has been added to the Scheduler dialog box that opens another dialog box with fields for associating the row to a partner account, an entity, etc.

In addition, the Event Management system is now applied to the lines in the Scheduler. This makes it possible to define alerts for failures so that users are notified about them.

Copying a Document via the Document Query

The Copy option in the Document Query (option DM2) can be used to create a new document by copying an existing document.

Event Management

Event Management for a Parameter in Account Management

Event Management has been implemented for parameters in Account Management. An event can be defined for each parameter so that every change in a parameter will generate an event that can also be reported via the alerts mechanism. For example, if an event is defined for the Trucker parameter, changing the trucker will generate an event. A Result can be defined to notify the relevant party in the organization.

Statistics for Events

A mechanism has been developed that generates statistics for events, to allow for tracking employee and vendor performances.

Automatic Cleanup of Calculated Event Results

The system automatically performs periodical cleanup operations in order to delete lines that have been generated while running event conditions. The results are stored in the system in order to allow users to check why a condition was met or not met., and they take up large volumes of space in the database. The cleanup mechanism keeps the results for one year.

User Security

The User Security Definition option in the Security menu has been developed for defining:

- The password format for all the users of the system.
- Parameters that control password changes.
- Parameters that control the system's behavior in case of a wrong password entry (account locking).

User Type in Partners Table

In the Partners Table, it is now possible to define the user type as Vendor or Account. When the user type is Vendor, color-coding is assigned to the vendor for indicating status updates in the Follow Up option.

Session Management

The system displays warning messages about session closures, even when a session is closed as a result of timeout or intentionally by the system manager.

Release Block Entity

The Release Block Entity option allows the user to view the entities that are blocked, and release them as needed.

Number of DB Connections

The number of DB connections have been reduced in order to improve performance and scalability.

A security mechanism has been developed in order to prevent the opening of a large number of database connections by the same session. The purpose of this feature is to allow the system to continue operating even when there is a local failure.

Error Message at Login

When it is not possible to access the system due to a database problem, the system displays an error message that describes the problem.

NLS Installation Problem

If the NLS (Oracle Client) is not properly installed at a user workstation, Unifreight does not allow access to the system.

Connecting Standalone Receipt to Cancelled Invoice

It is now possible to connect a standalone receipt to a cancelled invoice or to an autocredit invoice.