



Unifreight Shipping V4.4

Release Notes

Copyright Notice

Unifreight Version 4.4. This edition published 2008.

Copyright © 2008 by Amital Data Ltd. All rights reserved. Unifreight is a trademark of Amital Data Ltd. Other brand and product names are trademarks or registered trademarks of their respective holders.

This document contains proprietary information which is protected by copyright. No part of this document may be photocopied, reproduced, or translated without the prior consent of Amital Data Ltd.

The information in this document is subject to change without prior notice and does not represent a commitment on the part of Amital Data Ltd. Amital Data Ltd. assumes no responsibility for any errors that may appear in this document.

Amital Data Ltd. products are continually improved and enhanced: therefore, the product features depicted in this document are subject to design change at any time.

Document: Rev. 1, June 29, 2008

Table of Contents

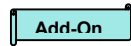
ABOUT THE RELEASE NOTES	7
UNIFREIGHT SHIPPING	8
GENERAL CARGO	8
MANIFEST CENTER	8
SHIPPING EXPORT FILE	8
IMPROVEMENTS TO JOB JOIN SPLIT	8
REMARKS	8
MANIFEST CHECK	8
BILLING ENTRY	9
JOB DISPLAY	9
DEMURRAGE	9
UPDATE IMPORT JOB FIELDS	9
UPDATE EXPORT JOB FIELDS	9
NEW FIELDS FOR MAIL MERGE IN MESSAGES	9
CONNECTING CUSTOMS AGENT TO FILE	10
BILL OF LADING CORRECTORS	10
JOB CLOSURE VALIDATIONS	10
DELETING FILES AND JOBS	10
CANCELING A JOB	11
DUPLICATING FILES	11
UPDATING A CLOSED FILE	11
TARIFFS	11
PRINTING A DELETED PROFORMA	11
RECEIPTS	11
EVENT MANAGEMENT	12
INSTRUCTIONS	12
DEALS	12
BILLING ENTRY	12
MINUS PAYMENT AMOUNTS	12
QUERIES	12
PRINTING FORMS VIA THE NEW FORM GENERATOR	12
GENERAL FEATURES	14
CRM SYSTEM	14
CONTACTS	15
ACCOUNT MANAGEMENT	15
PRINTING LABELS	15
INFRASTRUCTURE	17
COMMUNICATION MANAGEMENT AND INTERFACES	17
DOCUMENT MANAGEMENT SYSTEM	18
EVENT MANAGEMENT	19
STATISTICS	19


PRINTER DEFINITION, PRINTING SERVICES AND PRINT MANAGEMENT	20
FORM GENERATOR	20
INSTALLATION FACILITY	20
TASK MANAGEMENT	21
IMPROVEMENTS TO STATEMENTS.....	21
IMPROVEMENTS TO THE SCHEDULER.....	21
REDUCED NUMBER OF DB CONNECTIONS	21
SESSION MANAGEMENT	21
EXPORT TO EXCEL	21
SERVICES.....	21
EXTENSION OF USER AUTHORIZATION MECHANISM	22
SIGNATURE WORKSTATION	22
CYBERARCH SUPPORT	22
SUPPORT OF ORACLE 64 BIT.....	22
UNIFACE 8406	22
CACHING MECHANISM	22
HANDLING INVOICES	22

About the Release Notes

This Release Notes document describes the novelties, changes and enhancements that were introduced in Versions 4.3 and 4.4 of Unifreight Shipping.

The following icons have been used in the document:

 **Add-On** Indicates an Add-On feature that has to be purchased separately. For a price quotation, please refer to Amital Data.


 **Custom** Indicates a feature that needs to be customized. For a price quotation, please refer to Amital Data.

Unifreight Shipping

General Cargo

New Options in General Cargo

The General Cargo Module was developed in Version 4.3 of Unifreight Shipping. The following features have been added to this module: Charter Party, Disbursement Accounting (DA), and Statement of Facts (SOF), including operational management and front accounting for the different roles (charter, broker, etc.).



Connecting a Job to a Charter Party in General Cargo

The Call Connect option in the Job OP Center, in the General Cargo Module, allows users to connect a job to a charter party entity.

Manifest Center

The Manifest Center option provides information about the transmissions of manifest and delivery order documents to port and customs authorities. This option displays the transmissions that have already been sent, those that are waiting to be sent, and the ones waiting for a response.

The Manifest Center option is available from the SHI-Shipping Agency Import menu and the Job OP Center. From the Job OP Center, the option displays the transmissions concerning the specific entity.

New Values - Shipping Export File

New values have been added to the Service Mode field in the General dialog box of the shipping export file.

Improvements to Job Join Split

Improvements have been made to the Job Join Split option in the Job OP Center.

Customer Remarks

The remarks entered in a customer's account in Account Management can be displayed in a shipping export file.

Manifest Check

While checking a manifest, the system examines the container status that is transmitted by the port authorities and the Tally company. As a result, the

Check Manifest option in the Job OP Center (Shipping Import) displays an indicator that the container has been unloaded.

Service Type Display in Billing Entry

In the Billing Entry dialog box, service types can be displayed according to action types.

Job Display

The Job Display dialog box displays container details under the No. of Container field, according to container type and quantity. The display also includes container type details according to package types.

Demurrage

Improvements have been introduced to the Demurrage and Container Follow Up options.

Improvements have been introduced to automatically generated proformas.

Update Import Job Fields

The Update Job Fields option in the Import Job OP Center enables users to update the Discharge Date and Time fields in a job without having to open the General dialog box.

Update Export Job Fields

The Update Job Fields option in the Export Job OP Center enables users to update fields in a job without having to reverse the job closure operation. Such updates apply to all the entities that are connected to the job.

New Fields for Mail Merge in Messages

In General Cargo Files

A new field – Container Details – has been added to the list of mail merge fields in the Send Message option for the file entity in the General Cargo Module. This field creates a table with the file's package details and includes the following data:

- Serial
- Package type
- Qty
- Weight
- Description
- Marks&numbers

- Job serial

This field can be used, for example, in a Notice of Arrival.

In Shipping Export Files

New fields have been added to the list of mail merge fields in the Send Message option for the file entity in the Shipping Export Module:

- Client
- Forwarder
- Port of Loading
- Weight Tonage (total weight in file, in tons, with commas)
- ASD (date of voyage)
- Commodity
- Customs agent name

In Jobs

A new field – Vessel Port Code – has been added to the list of mail merge fields in the Send Message option for the job entity. This field returns the name of the vessel in the port authority (according to conversion tables).

Connecting Customs Agent to File

A customs agent can be associated to a file while printing a freight invoice via the File OP Center (from the Forms menu).

Bill of Lading Correctors

Improvements have been introduced to the procedure for handling correctors.

Job Closure Validations

The following validations have been added to the Job Closure procedure:

- For each file, the total weight of the packages at the lowest level is equivalent to the total weight at the level above.
- Total weight of container contents does not exceed weight of container.
- Prices come from tariffs, and “due carrier” service types are retrieved from tariffs.

Deleting Files and Jobs

The option to select a specific file or a job has been added to the Purge options.

Canceling a Job

The Job Cancel option in the Job OP Center enables the user to cancel the entity.

The option to select cancelled jobs has been added to the query selection dialog boxes.

Duplicating Files

The Duplicate button has been added to the Job Assembly option for copying a file. In General Cargo, this operation also copies the packages. In the case of containers, packages are not copied. Once copied, the General dialog box opens for completing the entries of the newly created file.

Updating a Closed File

The Update Fields option in the File OP Center enables users to update the Customs Agent and the Harmonize No. fields in a file after it has been closed.

Tariffs

Search Field: Dangerous

The Dangerous field where a dangerous shipment is indicated now also appears as a search field in tariff entry dialog boxes.

Tariffs According to Commodity Groups

The ability to build tariffs according to commodity groups has been added. The groups are defined in the Commodity Groups tables of the tariffs.

Owner Currency in Addition to the Tariff Currency

The Owner Currency field in the Tariff Entry dialog box can be used to enter a currency that is different from the tariff currency. While issuing an invoice, the system will convert the amount to the Owner Currency, meaning that the partner will be invoiced in this currency.

Printing a Deleted Proforma

When a deleted proforma is printed, the word “Deleted” appears on the printout in order to distinguish it from the current proforma.

Receipts

Independent receipts can be issued in foreign currency (only when there is an interface to SAP accounting).

Event Management

A new event – Serial-SERC - has been defined to occur when confirming the packages dialog box of an import file following entry of a new line.

Instructions

The new view place Billing Entry has been added to Instruction definitions. Instructions that are defined with this view place will be displayed when activating the Billing Entry dialog box.

Deals

The system build deals automatically. The deal ID can be changed via the Change Deal Number option that has been added to the SHIMS-Shipping Agency Import Others menu.

Billing Entry – General Cargo

A new option has been added to General Cargo for checking the charges, the business partners and the amounts, based on job data in Billing Entry. This option displays the Receivable and Payable data, and enables the user to select the partner to be charged per service type, and the amount to be charged. After confirmation, Billing Entry is automatically updated.

Minus Payment Amounts

Minus amounts are allowed while associating receipts and payments to entities.

Queries

Container Follow Up

In the F/U Query from the CO-Container Control menu, it is possible to copy a list of containers from Excel.

The Delivery Place field has been added to the query window, which displays the Delivery Place/External Storage from the file that is connected to the container.

Container Query

The option of sorting by status date has been added to the Container Query from the CO-Container Control menu.

Printing Forms via the New Form Generator

The new Form Generator can be used to design and print the following forms/documents, on A4 size paper:

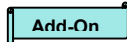
- Bill of lading

- Freight invoice
- Gatepass

Add-On

General Features

CRM System



Integration with the CRM System

- The CRM button has been added to the Account Entry dialog box, which provides access to the dialog box of the CRM system.
- The list of applications in the Account Entry dialog box now contains the Sales option for connecting a customer to the CRM system.
- The CRM dialog box contains the distribution lists to which a customer belongs. From here, it is possible to add or remove the customer to/from distribution lists.
- The Connected Contact List dialog box that opens from the Account Entry dialog box now contains a new column for CRM under the Application columns. This column can be marked in order to send the contact person messages relating to the CRM system.

Enhancements in the Session Working Sheet Option

The following enhancements have been performed in the Session Working Sheet option, in the SL-CRM menu:

- Sort buttons have been added to the column captions in the upper part of the dialog box.
- The Priority field has been added.
- The Mail button enables the sales manager to send Reminder Requests to sales agents working on the session (instead of sending e-mail messages via MS Outlook). This request is documented in the system and it is possible to find it at any time.
- The Change button enables the user to change the owner of the activity, and the change triggers an event.

The CRM Session Panel

The Unifreight Desktop now contains the Sales Activity Sessions panel that displays the open sessions in the CRM system.

CRM Events

The CRM system is integrated with the Event Management system. When events relating to the CRM system occur (according to definitions), CRM events are created in the system.

Contacts

New Fields in Contact Entry

New fields have been added to the Contact Entry dialog box: Interest Area for entering contact's areas of interest, and fields for entering various dates such as Anniversary. The dialog box now contains a new area – Distribution – that displays the distribution lists to which the contact belongs.

New Contact Query

The selection window of the Contact Query (from the CON-Contacts menu), contains the new fields of the Contacts Entry dialog box as search fields. The selection window also contains the Ignore Year option for searching contacts according to a range of days, ignoring the year of the dates. For example, it is possible to search for the contact people that have a birthday on a certain day, without referring to the year.

Sending Messages to Distribution List Members

The Distribution Query in the CON-Contacts menu enables users to send messages to the members of a distribution list. Furthermore, it is possible to send a message to contact people that have a certain “interest area”, or that have a certain job title, or that are associated to a certain application.

Account Management

New Fields in Account Entry

New fields have been added to the Company Name area in the Account Entry dialog box. The name of the company can be entered here both in English and in the local language. The system provides the ability to search for a company by company name in both languages.

Separate Invoice Parameters

In the Account Entry option, parameters have been reorganized, with billing-related parameters now arranged in a separate dialog box that can be accessed via the Invoice Definition button from the Defaults Definition dialog box.

Displaying Details from Account Management

A new button (with the open book image) next to a field used for entering a business partner (customer, agent, supplier, etc.) opens a dialog box displaying general information and contact information for the specified company. These details are retrieved from Account Management.

Printing Labels

The Labels Printout option in the AC-Account Menu is designed to generate labels with customer details, for mailing invoices. After selecting the relevant

customers in the selection dialog box, the system prints their details on labels in a laser printer.

Infrastructure

Communication Management and Interfaces

Changing File Name in FTP

A file can be renamed before transmission to FTP in order to prevent the receiving party from retrieving the file before transmission is completed.

Naming a File for FTP Transmission

A business partner can determine the name of a file that will be transmitted to their FTP.

Improvements to the Event Service

Improvements have been introduced to the Event Service for ensuring better performance and stability.

It is possible to run several event services concurrently.

Improvements to the Service Manager

Improvements have been introduced to the Service Manager.

Automatic Cleanup Program

A new program can now be run via the Scheduler for deleting communication transactions automatically. This program – 0069-Communication Cleanup – opens a window for selecting a range of dates and the type of communication (for example, e-mail messages in the past 6 months, and interfaces in the last month).

The Timeout Problem Solved

The problem of transmission failures due to FTP timeout has been solved.

Running a Web Service

Unifreight's communication system now provides the ability to run a web service.

Rejected Incoming Messages from External Party

A new status has been defined for incoming messages from external parties that are rejected for various reasons. A message receives the "Rejected" status when the system cannot analyze it because of duplicate data, missing data in conversion tables, or any other reason. Until now, such messages were assigned the "Failed" status.

If an incoming message has a missing conversion for an account field in a file/order, and the conversion is performed manually by a user, the system

saves the manual conversion in the Error Table and applies it the next time the same message is received.

Inbound Communication Analysis

A new mechanism has been developed for clearing invalid characters from incoming messages, during analysis.

FTP Simulation

A new option has been developed to enable users to simulate data transmission via FTP. This option is accessed via the transmission definition, and it can be used to ensure smooth communication.

Mail Filtering

The new White List feature has been developed to help users block junk mail and filter out various types of unwanted mail. This feature allows users to define a “white list” of mail addresses from which mail should be allowed. The definition is performed via the Email Filter option in the GTR-Translation Tables menu.

Synchronizing Communication with SAP

The system synchronizes data transmissions to SAP so that transactions are received in SAP in the right order (e.g. invoices before receipts).

Communication Query

The Group by Subject button has been added to the Communication Query option for organizing the display by transmission subject.

Document Management System

Document Cleanup Program

A new program can now be run via the Scheduler for deleting documents. This program – 0938-Document Cleanup – opens a window for selecting the documents to delete, and deletes the documents that were retrieved in the query results.

Formatting File Numbers

While filing a document in the Document Management system, it is possible to enter the file number in the key fields, in a formatted way. For example, import file number A/200 (can be entered as A200) instead of A00000200.

Improvements to the Web Service of the DM System

Improvements have been introduced to the web service of the Document Management system, including new capabilities such as flexibility in moving directories to locations that were previously inaccessible. These improvements make the installation procedure simpler.

Filing E-mail within E-mail

E-mail messages that are found within e-mail messages in MS Outlook can be filed in the Document Management system.

Filed Document Queries

New queries have been developed for locating entities in filed documents. It is possible to search for documents according to file extension.

Event Management

Authorization for Event Entry

An authorization mechanism has been developed for manual event entry, which defines to the system the users that are allowed to enter events. The definition is performed via the Privilege function in the event definition dialog box.

Event Management for the Invoice Entity

Event Management has been implemented for the invoice entity. Active events for the invoice entity can be defined via the Invoice Active Event option in the GIN-Invoice menu. The Invoice Result Definition option in the same menu is used to define results for the invoice entity.

Deleting Events

A new program can now be run via the Scheduler for deleting events. This program – 0070-Events Purge per Entity – deletes the events that were created in a specified period.

Statistics

Changes in Statistics Query or Report Execution

In order to prevent errors from occurring in statistics data because of partial execution of statistics, the system does not allow running queries and reports before the data has been fully generated. The system issues a message that it is not possible to perform the request and shows the months where errors were found.

In addition, it is not possible to run statistics if at that time statistical data is being generated for the same period.

Changes in the History Option

The dialog box of the Process History Log option has been changed, so that it is possible to see the start time and end time of the process, per month.

Printer Definition, Printing Services and Print Management

Printer Definition Wizard

The Printer Definition Wizard serves to define to Unifreight printers that have been installed under Windows. The definition is a simple procedure that can be performed in a few steps.

Improvements to the Device Definition Option

Improvements have been performed to the Device Definition option. It is now possible to define the same printer for several branches in one single line (a separate line was needed in the previous version).

Improvements to the Printing Services

Several improvements have been introduced to the printing services in order to increase availability and credibility:

- Locate and restore automatically in case of a printing that disrupts the services.
- Discover unavailability of printer before starting the printing.
- Special queue for big printing jobs, and more.

Printing Sets

Sets of documents can be defined for printing together. Once a set has been defined by Unifreight staff, and sent to the printer, the documents in the set are printed one after the other.

Stopping a Printing When Printer Is Not Available

The system can detect a problem in a printer and issue relevant warnings.

Form Generator

The new Form Generator provides the ability to design forms and also manage them. At this stage, forms are designed by Unifreight staff. In the future, users will be able to use the Form Generator on their own. The Form Generator has several advantages.

The company invoices can be designed using the Form Generator.

Forms generated in Unifreight can be used in the Mumps system.

Installation Facility

A new facility has been developed for automatically installing a new Unifreight version. This facility shortens the installation procedure and prevents possible user mistakes.

Task Management

When a task is generated in the system and added to the task list, it is also sent to the relevant task owner via e-mail.

Improvements to Statements

Several improvements have been introduced to the Statements facility, including:

- Option for canceling agent payment
- Restoring a statement that has not been generated from an invoice
- Option for defining name of beneficiary for agent
- Improvements in printouts and displays

Improvements to the Scheduler

Several enhancements have been introduced to the Scheduler, including the ability of running several instances concurrently, automatic cleanup of history (storing up to 6 months or up to 5000 lines), and improvements to the rescheduling mechanism.

The definitions dialog box has been improved, as well as the performance and the stability of the Scheduler.

Reduced Number of DB Connections

The number of DB connections have been reduced in order to improve performance and scalability.

Session Management

Performance improvements have been made in the mechanism that counts licenses. This mechanism now documents the logouts from the system.

Export to Excel

The procedure for exporting data to Excel has been enhanced: in the selection dialog box it is now possible to define field types and control the type of field and the totals.

Services

Blocking Services

The Service Activity option in the SRV-Services menu that displays the services currently running in the system, now includes a History option. The History window displays information regarding services that have been blocked,

showing the users who have performed these actions, the dates and the reasons.

The system reactivates a blocked service after 10 minutes.

Service Follow-Up

A new Follow Up option has been developed for tracing services waiting to be executed. This option displays the services that are waiting on queue, the number of oldest tasks, and performance statistics.

Extension of User Authorization Mechanism

The user authorization mechanism has been extended and it is now possible to define (via the Group Security and Group Security by Action options) permissions at the level of specific actions such as using a certain button.

Signature Workstation

Unifreight provides a new signature workstation that can be installed in the system.

Cyberarch Support

Unifreight supports Cyberarch communication for the interface with the port authorities.

Support of Oracle 64 Bit

Unifreight supports Oracle 64 Bit that provides the system with the ability to grow.

Uniface 8406

Unifreight supports Uniface 8406 (advanced Uniface version).

Caching Mechanism

The new caching mechanism has been developed to improve inbound and outbound communication.

Handling Invoices

Checking Invoice Validity

The system performs validity checks while creating invoices in order to avoid errors that may occur after transmitting the invoices to SAP.

Generating Invoices

A general Value Date can be determined while creating an invoice, which will apply to all the lines of the invoice.

Transmitting Vendor Payments to SAP

After entering check details while entering payments, the system transmits the vendor payments to SAP accounting.

Improvements to External Receipts

Several improvements have been introduced to the external Receipts option, including:

- Connection to entities
- Entering and conversion of original currency
- Locating and connecting to invoices