



Unifreight Forwarding V4.4

Release Notes

Copyright Notice

Unifreight Version 4.4. This edition published 2008.

Copyright © 2008 by Amital Data Ltd. All rights reserved. Unifreight is a trademark of Amital Data Ltd. Other brand and product names are trademarks or registered trademarks of their respective holders.

This document contains proprietary information which is protected by copyright. No part of this document may be photocopied, reproduced, or translated without the prior consent of Amital Data Ltd.

The information in this document is subject to change without prior notice and does not represent a commitment on the part of Amital Data Ltd. Amital Data Ltd. assumes no responsibility for any errors that may appear in this document.

Amital Data Ltd. products are continually improved and enhanced: therefore, the product features depicted in this document are subject to design change at any time.

Document: Rev. 1, June 29, 2008

Table of Contents

ABOUT THE RELEASE NOTES	8
IMPORT MODULE.....	9
FILE/JOB ENTRY	9
FILE DOCUMENTS	9
INTEGRATION WITH THE DOCUMENT MANAGEMENT SYSTEM	9
WAREHOUSE MANAGEMENT	9
DEMURRAGE.....	10
FILE DISPLAY	10
NEW FIELDS FOR MAIL MERGE IN MESSAGES.....	10
UPDATING A CLOSED FILE	10
CANCELING A JOB.....	10
CANCELING A FILE	11
MANIFEST CENTER	11
SERVICE TYPES.....	11
TARIFFS	11
MARKING A CREDIT INVOICE.....	12
RECEIPTS	12
PAYMENT ENTRY	12
AGENT CHARGES.....	12
QUERIES	13
REPORT AND FORMS	13
PRINTING FORMS VIA THE NEW FORM GENERATOR.....	14
STATISTICS	14
AIR EXPORT MODULE	15
STORAGE HISTORY	15
FORM A CANADA.....	15
INSURANCE COMPANY	15
FORM DETAILS ENTRY	15
PACKAGES	15
AIRWAYBILL NUMBER.....	15
FLIGHTS OPTION.....	16
WAREHOUSE MANAGEMENT	16
CONSOLIDATION.....	16
TARIFFS	16
CREDIT BALANCE.....	17
PROFIT SHARE	17
SCM.....	17
DISPLAY VIA WEB COMPONENT.....	17
QUERIES	17
INVOICE LIST	18
STATISTICS	18


COMMUNICATION VIA TRAXON.....	18
OCEAN EXPORT MODULE.....	19
FORM A CANADA.....	19
PACKAGES DIALOG BOX.....	19
CANCELING AN EMPTY FILE.....	19
TARE FOR STORAGE.....	19
ALLOCATING JOB COSTS ACCORDING TO PROPORTIONAL VOLUME.....	19
INCOTERMS.....	19
COMMENTS IN BUILD MANIFEST.....	19
INVOICE/RECEIPT AND PROFORMA.....	20
PROFIT SHARE TARIFFS.....	20
JOB CLOSURE.....	20
PORT TABLE.....	20
EMPTY ISOTANK.....	20
HANDLING SUBCONTRACTORS.....	20
PRINTOUT, REPORTS AND FORMS.....	20
STATISTICS.....	21
SUPPLIER INVOICES MODULE.....	22
ENTERING SUPPLIER INVOICES WITH DIFFERENT CURRENCIES.....	22
ENTERING SUPPLIER INVOICES.....	22
IMPROVEMENTS TO THE SUPPLIER INVOICE OPTION.....	22
GENERAL FEATURES.....	23
CRM SYSTEM.....	23
CONTACTS.....	24
ACCOUNT MANAGEMENT.....	24
PRINTING LABELS.....	24
INFRASTRUCTURE.....	26
COMMUNICATION MANAGEMENT AND INTERFACES.....	26
DOCUMENT MANAGEMENT SYSTEM.....	27
EVENT MANAGEMENT.....	28
STATISTICS.....	28
PRINTER DEFINITION, PRINTING SERVICES AND PRINT MANAGEMENT.....	29
FORM GENERATOR.....	29
INSTALLATION FACILITY.....	29
TASK MANAGEMENT.....	30
IMPROVEMENTS TO STATEMENTS.....	30
IMPROVEMENTS TO THE SCHEDULER.....	30
REDUCED NUMBER OF DB CONNECTIONS.....	30
SESSION MANAGEMENT.....	30
EXPORT TO EXCEL.....	30
SERVICES.....	30
EXTENSION OF USER AUTHORIZATION MECHANISM.....	31

SIGNATURE WORKSTATION	31
CYBERARCH SUPPORT	31
SUPPORT OF ORACLE 64 BIT	31
UNIFACE 8406	31
CACHING MECHANISM	31
HANDLING INVOICES	31

About the Release Notes

This Release Notes document describes the novelties, changes and enhancements that were introduced in Versions 4.3 and 4.4 of Unifreight Forwarding. It is organized according to Unifreight Forwarding modules.

The following icons have been used in the document:



Indicates an Add-On feature that has to be purchased separately. For a price quotation, please refer to Amital Data.



Indicates a feature that needs to be customized. For a price quotation, please refer to Amital Data.

Import Module

File/Job Entry

The following changes have been introduced to the File Entry and Job Entry options:

- In the General dialog box, the Agent Ref field has been added next to the Agent field for agent identification. This field has been moved here from the More dialog box.
- The Handling Type field has been moved from the General dialog box to the More dialog box.
- A new field – Additional MAWB – has been added to the More dialog box.
- In the General dialog box of a file, it is now possible to update the importer details, even if the importer is already defined in Account Management. The updated details will appear in various printouts.
- In the General dialog box of a job, the Discharge Port field has been added for entering the name of the port where the shipment is discharged.

File Documents

Two new fields - Number of Copies and Remarks - have been added to the Documents dialog box in the File OP Center.

In the Document Type table, air transport documents are distinguished from ocean transport documents.

Integration with the Document Management System

A document scanned via the Document Management system is connected to the same document entered via the Documents dialog box in the File OP Center. A field has been added to the Document Type table for associating a document type to the Document Management system. When a document is filed in the Document Management system its details are updated automatically in the Documents option in the File OP Center. Furthermore, a relevant event is created in the Event Management system.

In the future, it will be possible to display a filed document from the Documents option in the File OP Center.

Warehouse Management

The Air Import Module is a multi-warehouse system. The Warehouse field in the General dialog box of a file is used to connect the file to the warehouse

where the shipment is stored. Storage document transmissions are conducted with the warehouse indicated in the file.

Demurrage

Improvements have been made to the Demurrage option in the Ocean File OP Center.

File Display

The following fields have been added to the Air Import File Display option: Customs, CC File, Carrier, and more.

The following fields have been added to the Ocean Import File Display option: Manifest Serial, Vessel, and External Storage.

New Fields for Mail Merge in Messages

New fields have been added to the list of mail merge fields in the Messages option for the file entity.

- Notes from all SHOs – all the remarks (S_NOT) of all the SHOs connected to the file.
- Supplier e-mail
- Supplier reference
- Supplier contact name
- Last status name
- Ocean file type
- Total Collect charges
- Total Collect surcharges
- Total payments local
- Package details (with the Amount, Package Type, Weight columns)
- Discharge port
- Required documents – All the documents marked as “req” and that do not have an arrival date.
- Total damage

Updating a Closed File

The Update Fields option in the File OP Center enables users to update the Customs Agent and the Harmonize No. fields in a file after it has been closed.

Canceling a Job

The Cancel Job option is used to cancel a job. A cancelled job can be restored by reversing the cancel action.

Canceling a File

The Cancel File option is used to cancel a file. A cancelled file can be restored by reversing the cancel action.

Manifest Center

The Manifest Center option provides information about the transmissions of manifest, delivery order and gatepass movement documents to port and customs authorities. This option displays the transmissions that have already been sent, those that are waiting to be sent, and the ones waiting for a response.

The Manifest Center option is available from the AI-Import menu and the Job OP Center. From the Job OP Center, the option displays the transmissions concerning the specific entity.

Service Types

The Service Types dialog box has been redesigned and it is now divided into several areas, each containing parameters that have to do with the same subject. Furthermore, two parameters have been added: (1) Partner – for defining the default partner for the service type (2) Value Date.

Tariffs

New Function Fields

The following fields have been added to the list of fields that are used for defining price calculation formulas: Total for Payment, Total Charges, and Total Disbursement.

Owner Currency in Addition to the Tariff Currency

The Owner Currency field in the Tariff Entry dialog box can be used to enter a currency that is different from the tariff currency. While issuing an invoice, the system will convert the amount to the Owner Currency, meaning that the partner will be invoiced in this currency.

New Function Button and New Statuses in the Tariff Query

The Container Price button appears in the Tariff Query when ocean transportation is selected, and it serves to define search criteria according to a range of container prices.

New options have been added for selection in the Status field: Valid tariffs and Unblocked tariffs.

New Fields in the Multiple Tariff Entry Option

The Currency field has been added at the top of the Multiple Tariff Entry option dialog box. A currency entered in this field applies to all the tariffs entered via this dialog box.

Furthermore, the field Effective Date has been added for entering the validity date.

Global Actions

Improvements have been introduced to the Global Actions option, and now it is possible to handle container tariffs.

Marking a Credit Invoice

After issuing a credit invoice, the service types included in this invoice are marked by a yellow checkmark in the Billing Entry dialog box.

Receipts

Receipts can be issued independently of invoices, in local or foreign currency, and they can be associated to the relevant invoices.

Payment Entry

In the Payment Entry option (from the AIPY menu), it is now possible to enter payments without indicating an entity. In other words, a payment can be entered for an account (in the Accounting system) and not for a file or a job. This is done by selecting the “Account” option in the Type field of a payment line.

The field Fixed Type added to the upper section of the Payment Entry dialog box is used to specify the entity to which the payment lines belong.

Agent Charges

In the Client Tariff and Client Tariff Type fields in the Agent Charges option, it is now possible to see the details of the tariff (type and number) that was used to charge the customer. When this is a general tariff that applies to a group of customers, the field appears painted in color. If the tariff has a specific owner, the field is painted red.

At the bottom of the Agent Charges dialog box appear the following totals: Total Disbursements, Total Surcharges, and General Total.

Queries

Open Files Query

The Open Files Query displays information about customer charges in specific files. It allows users to locate open files (that have not been invoiced), files with open Receivable and Payable lines, and files with other missing accounting data.

Payment Check Query

The Payment Check Query from the AI-Import menu enables users to check the charges entered via the Agent Charges option, comparing them to payments entered via the Payment Entry option.

Demurrage Query

The Demurrage Query from the AI-Import menu contains a selection window for selecting the demurrages to handle and a query results window that presents the selected demurrages. The query results window also serves to enter discharge/return dates for containers, and drill down to the Demurrage Entry dialog box.

New Search Field: The Status in Billing Entry

The new search field Billing Status has been added to the selection dialog boxes of the queries in the Import Module. This field can be used to retrieve entities that are open (not invoiced), that are closed (all services have been invoiced), that have open Receivable or Payable services, and more.

New Search Fields in the File Query

New fields have been added to the selection dialog box of the File Query, for searching entities by dates. The Date Type field is used to select a date type and the fields next to it are intended for entering the relevant dates.

Improvements to the Invoice Query

In the Invoice Query, new search fields have been added to the selection dialog box, and new columns have been added to the query results.

Report and Forms

File+Inv. Report

The File+Inv. Report in the AIR-Air/Ocean Import Reports menu displays file information including invoice details.

Open Files Report

The Open Files Report displays information about customer charges in specific files. It allows users to locate open files (that have not been invoiced), files with open Receivable and Payable lines, and files with other missing accounting data.

New Columns in the Invoice Details Report

Two new columns – Customer Name and Agent – have been added to the Invoice Details Report in the AIR-Air/Ocean Import Reports menu.

New Columns in the Invoice Services Report

New columns – Agent Incoterms and Demurrage Deposit – have been added to the Invoice Services Report in the AIR-Air/Ocean Import Reports menu.

Printing Forms via the New Form Generator

The new Form Generator can be used to design and print the following forms/documents, on A4 size paper:

- Freight invoice
- Invoice
- Gatepass



Statistics

New columns have been added to the statistics display to show information according to container size – 20, 40, HQ (dangerous goods), and the like. Furthermore, the Agent Section column has been added to present information by agent groups.

The TEU and Volume columns have been added to the File Statistics option.

Air Export Module

Storage History

The Storage History option in the Job OP Center displays a list of the files connected to the job and details concerning their storage history.

Form A Canada

The Canada section of the Form Details dialog box in the File OP Center now contains the Producer field for entering manufacturer details. This information will appear in the Producer frame of the printed form. If the manufacturer details are not entered, the exporter's details will appear in the Producer frame.

Insurance Company

The Insurance Company field has been added to the General/More dialog box in the Air Export File OP Center for indicating the insurance company. Contact information can be defined for the insurance company.

Insurance request messages can be sent to all the insurance companies defined in the system.

Form Details Entry

The Gross Weight field has been added to the Form Details Entry dialog box for entering weight of jewelry. In addition, a new airwaybill has been designed in Jewelry Airwaybill format, where the weight entered in the Gross Weight field appears. This information is also printed on other forms relating to jewelry.

Packages

In the Pick Up option, it is now possible to enter package details that will appear on the Pick Up form. The contents of the Remarks field are printed on the pick up order and they can contain text concerning the pick up order to the inland carrier.

Airwaybill Number

The length of the Flight Number field has been extended from 5 to 6 characters. In order to accommodate the entire number on the printed airwaybill, the font size in the relevant frame has been reduced.

Flights Option

The Split function button has been added to the Flight option for splitting shipments to several flights.

Warehouse Management

The Air Export Module is a multi-warehouse system. The Warehouse field in the General dialog box of a file is used to connect the file to the warehouse where the shipment is stored. All the storage document transmissions are conducted with the warehouse indicated in the file.

Consolidation

Consol Check

The Consol Check option in the AE-Air Export menu allows users to perform a consolidation simulation, suggesting which consolidation shipment to connect each file.

Consol Build

The Consol Build option enables the user to assemble unconnected files and decide which job to connect each file.

Booking Information

The General dialog box for a job now contains Booking Information that provides details concerning the space booked with the airline company. While connecting files to a job, the system checks the booking details for remaining space. In case of an “overbooking”, an event is created for the job, and this is also indicated in the Build Manifest process.

Tariffs

New Tariffs

New Freight and DISB tariffs have been integrated into the Air Export Module.



Agent Tariffs

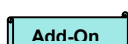
Agent tariffs have been integrated into the Payable side of the Disbursement Entry dialog box for files. The system searches for agent tariffs when a service type is defined as “Due Agent”. Otherwise, the system searches for freight tariffs (service types defined as “Due Carrier”).

New Search Field: Via

A new search field – Via – has been added to the Tariff Entry option. This search field is based on the Via field in the Flights dialog box, which is used to price flight legs.

Credit Balance

The Credit Control mechanism that checks customer balances against credit lines, also checks open Air Export and Ocean Export files in the Accounting system.



Profit Share

The following features have been added to the Profit Share facility:

- Adjustments to the new Profit Share tariff.
- A dialog box for selecting the service types that will participate in profit calculations.
- Recap report for agents that explains how the profit was calculated.
- New search field – Include – in profit calculation, for selecting the files that will participate in the calculation.
- Adjustments in the Form A and EUR1 forms.

SCM

The Supply Chain Management system has been integrated with the Air Export Module, and it is now possible to open purchase orders (PO), shipment orders (SHO), and supplier invoices (SI) for Air Export, and to present this information as well as item details via Unifreight's web component.

Display Via Web Component

Upon customer request, when displaying data via Unifreight's web component, it is possible not to show the freight value according to which the airwaybill will be generated, but to display the words "as agreed" instead.

Queries

In all the queries of the Air Export Module, a button has been added in order to access the OP Center of a selected entity.

Invoice List

The search field Invoice Type in the selection dialog box of the Invoice List query (in the AEIR-Invoice Report menu) now contains the “ALL” option.

Statistics


A new field – Exporter Section – has been added to the parameters dialog box of the File Statistics Query. The Statistics display dialog box now contains the additional column Other Charges.

Communication Via Traxon

New communication messages have been developed for handling the communication with airline companies via Traxon (replacing communication via Tradevision), including an airwaybill message and status messages in Cargo IMP format (including FHL).

Handling communication via Traxon has numerous advantages:

- Performing definitions for Traxon communication via a single screen. Definition of automatic field updates upon receipt of status messages from Traxon.
- No need for performing FSR status queries (except for ACI). A response is returned automatically as a result of an FWB message transmission.
- Sending messages in Cargo IMP format according to airline standards, with no conversions as needed for Tradevision.
- Receiving status messages in Cargo IMP format as sent by the airline company. In these messages there is a distinction between flight date, arrival date and status date for statuses like AWD and DLV.



Ocean Export Module

Form A Canada

The Canada section of the Form Details dialog box in the File OP Center now contains the Producer field for entering manufacturer details. This information will appear in the Producer frame of the printed form. If the manufacturer details are not entered, the exporter's details will appear in the Producer frame.

Packages Dialog Box

In the Packages dialog box, a blue indicator – Container on Board – appears next to containers whose status is Loaded. This indicates that the container is loaded to the vessel in the port.

Canceling an Empty File

While quitting a File OP Center, it is possible to delete the file if no data has been entered for it.

Tare for Storage

The Tare field has been added to the Storage option, for entering the tare weight of containers. The system provides a default value for tare weight. While transmitting data to the port, the tare is added to the weight.

Allocating Job Costs According to Proportional Volume

In order to allocate job costs according to proportional volume, the Proportional Division field in the relevant service type definition is set to "Volume".

Incoterms

An application-level parameter setting – "Delete disbursement package incoterms change" – has been defined, which automatically changes the Prepaid/Collect definition in service types in the File Disbursements dialog box when the Incoterms is changed in the ocean export file.

Comments in Build Manifest

The Comments button has been added to the Build Manifest dialog box for entering comments globally for all the files. If a file already contains comments, a green mark appears to indicate this.

Invoice/Receipt and Proforma

Invoice/receipts and proforma invoices can now be generated via the Invoice Create option.

Profit Share Tariffs

Profit Share tariffs have been integrated into the Ocean Export Module (for agents), and profit share calculations are now performed for agents.

Job Closure

A new field – Freight for Commission – has been added to the Operational Closure option.

Port Table

The Transshipment field has been added to the Ports Table for defining the transshipment port in the order, file and job entities.

Empty Isotank

In order to transmit an empty isotank to a port, the “Empty Isotank” option is selected in the Empty/Full field in the General dialog box of the storage entity.

Handling Subcontractors

It is now possible to connect independent subcontractors (called “Restricted Owners”) to the Ocean Export Module.

Printout, Reports and Forms

Printing Forms Via the Form Generator

The new Form Generator can be used to design and print the following forms/documents, on A4 size paper:

- LCL forms
- Storage Certificate
- Gatepass
- HBL
- Shipping Declaration
- Invoice
- House airwaybill



Shipping Declaration and Attach List

When the Shipping Declaration form contains more lines than can fit the page, the system automatically prints the Attach List form. The system knows when to attach the two forms together, and there is no need for user interference.

Invoice List Report

The search field Invoice Type in the selection dialog box of the Invoice List query (in the OEIR-Invoice Report menu) now contains the “ALL” option.

Consol Print

The Consol Print option in the OP Center allows users to print bills of lading.

Statistics

A new column – TEU – has been added to the Job Statistics Query option, for presenting the TEU amount of the participating containers.

The “Groupage” and “Direct” options have been added to the values in the Shipment Type field, in the parameters dialog box of the File Statistics Query. Also, the following search fields have been added: Agent, Vessel, Final Destination, Agent Section, Exporter Section, and Group.

Data for statistics can be selected and sorted by Shipping Agents.

Supplier Invoices Module

Entering Supplier Invoices with Different Currencies

In the Supplier Invoice Entry dialog box, it is possible to enter supplier invoice lines in a currency that is different from the invoice currency. The system knows how to convert the amount in a line to the currency of the supplier account.

Entering Supplier Invoices Before Pick Up

Unifreight allows users to enter supplier invoices before pick up without generating an OH status (based on a parameter definition at vendor account level) for the SHO entity.

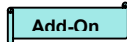


Improvements to the Supplier Invoice Option

While entering data in a supplier invoice line, the value in the House Airwaybill field is automatically copied to the OH field.

General Features

CRM System



Integration with the CRM System

- The CRM button has been added to the Account Entry dialog box, which provides access to the dialog box of the CRM system.
- The list of applications in the Account Entry dialog box now contains the Sales option for connecting a customer to the CRM system.
- The CRM dialog box contains the distribution lists to which a customer belongs. From here, it is possible to add or remove the customer to/from distribution lists.
- The Connected Contact List dialog box that opens from the Account Entry dialog box now contains a new column for CRM under the Application columns. This column can be marked in order to send the contact person messages relating to the CRM system.

Enhancements in the Session Working Sheet Option

The following enhancements have been performed in the Session Working Sheet option, in the SL-CRM menu:

- Sort buttons have been added to the column captions in the upper part of the dialog box.
- The Priority field has been added.
- The Mail button enables the sales manager to send Reminder Requests to sales agents working on the session (instead of sending e-mail messages via MS Outlook). This request is documented in the system and it is possible to find it at any time.
- The Change button enables the user to change the owner of the activity, and the change triggers an event.

The CRM Session Panel

The Unifreight Desktop now contains the Sales Activity Sessions panel that displays the open sessions in the CRM system.

CRM Events

The CRM system is integrated with the Event Management system. When events relating to the CRM system occur (according to definitions), CRM events are created in the system.

Contacts

New Fields in Contact Entry

New fields have been added to the Contact Entry dialog box: Interest Area for entering contact's areas of interest, and fields for entering various dates such as Anniversary. The dialog box now contains a new area – Distribution – that displays the distribution lists to which the contact belongs.

New Contact Query

The selection window of the Contact Query (from the CON-Contacts menu), contains the new fields of the Contacts Entry dialog box as search fields. The selection window also contains the Ignore Year option for searching contacts according to a range of days, ignoring the year of the dates. For example, it is possible to search for the contact people that have a birthday on a certain day, without referring to the year.

Sending Messages to Distribution List Members

The Distribution Query in the CON-Contacts menu enables users to send messages to the members of a distribution list. Furthermore, it is possible to send a message to contact people that have a certain “interest area”, or that have a certain job title, or that are associated to a certain application.

Account Management

New Fields in Account Entry

New fields have been added to the Company Name area in the Account Entry dialog box. The name of the company can be entered here both in English and in the local language. The system provides the ability to search for a company by company name in both languages.

Separate Invoice Parameters

In the Account Entry option, parameters have been reorganized, with billing-related parameters now arranged in a separate dialog box that can be accessed via the Invoice Definition button from the Defaults Definition dialog box.

Displaying Details from Account Management

A new button (with the open book image) next to a field used for entering a business partner (customer, agent, supplier, etc.) opens a dialog box displaying general information and contact information for the specified company. These details are retrieved from Account Management.

Printing Labels

The Labels Printout option in the AC-Account Menu is designed to generate labels with customer details, for mailing invoices. After selecting the relevant

customers in the selection dialog box, the system prints their details on labels in a laser printer.

Infrastructure

Communication Management and Interfaces

Changing File Name in FTP

A file can be renamed before transmission to FTP in order to prevent the receiving party from retrieving the file before transmission is completed.

Naming a File for FTP Transmission

A business partner can determine the name of a file that will be transmitted to their FTP.

Improvements to the Event Service

Improvements have been introduced to the Event Service for ensuring better performance and stability.

It is possible to run several event services concurrently.

Improvements to the Service Manager

Improvements have been introduced to the Service Manager.

Automatic Cleanup Program

A new program can now be run via the Scheduler for deleting communication transactions automatically. This program – 0069-Communication Cleanup – opens a window for selecting a range of dates and the type of communication (for example, e-mail messages in the past 6 months, and interfaces in the last month).

The Timeout Problem Solved

The problem of transmission failures due to FTP timeout has been solved.

Running a Web Service

Unifreight's communication system now provides the ability to run a web service.

Rejected Incoming Messages from External Party

A new status has been defined for incoming messages from external parties that are rejected for various reasons. A message receives the "Rejected" status when the system cannot analyze it because of duplicate data, missing data in conversion tables, or any other reason. Until now, such messages were assigned the "Failed" status.

If an incoming message has a missing conversion for an account field in a file/order, and the conversion is performed manually by a user, the system

saves the manual conversion in the Error Table and applies it the next time the same message is received.

Inbound Communication Analysis

A new mechanism has been developed for clearing invalid characters from incoming messages, during analysis.

FTP Simulation

A new option has been developed to enable users to simulate data transmission via FTP. This option is accessed via the transmission definition, and it can be used to ensure smooth communication.

Mail Filtering

The new White List feature has been developed to help users block junk mail and filter out various types of unwanted mail. This feature allows users to define a “white list” of mail addresses from which mail should be allowed. The definition is performed via the Email Filter option in the GTR-Translation Tables menu.

Synchronizing Communication with SAP

The system synchronizes data transmissions to SAP so that transactions are received in SAP in the right order (e.g. invoices before receipts).

Communication Query

The Group by Subject button has been added to the Communication Query option for organizing the display by transmission subject.

Document Management System

Document Cleanup Program

A new program can now be run via the Scheduler for deleting documents. This program – 0938-Document Cleanup – opens a window for selecting the documents to delete, and deletes the documents that were retrieved in the query results.

Formatting File Numbers

While filing a document in the Document Management system, it is possible to enter the file number in the key fields, in a formatted way. For example, import file number A/200 (can be entered as A200) instead of A00000200.

Improvements to the Web Service of the DM System

Improvements have been introduced to the web service of the Document Management system, including new capabilities such as flexibility in moving directories to locations that were previously inaccessible. These improvements make the installation procedure simpler.

Filing E-mail within E-mail

E-mail messages that are found within e-mail messages in MS Outlook can be filed in the Document Management system.

Filed Document Queries

New queries have been developed for locating entities in filed documents. It is possible to search for documents according to file extension.

Event Management

Authorization for Event Entry

An authorization mechanism has been developed for manual event entry, which defines to the system the users that are allowed to enter events. The definition is performed via the Privilege function in the event definition dialog box.

Event Management for the Invoice Entity

Event Management has been implemented for the invoice entity. Active events for the invoice entity can be defined via the Invoice Active Event option in the GIN-Invoice menu. The Invoice Result Definition option in the same menu is used to define results for the invoice entity.

Deleting Events

A new program can now be run via the Scheduler for deleting events. This program – 0070-Events Purge per Entity – deletes the events that were created in a specified period.

Statistics

Changes in Statistics Query or Report Execution

In order to prevent errors from occurring in statistics data because of partial execution of statistics, the system does not allow running queries and reports before the data has been fully generated. The system issues a message that it is not possible to perform the request and shows the months where errors were found.

In addition, it is not possible to run statistics if at that time statistical data is being generated for the same period.

Changes in the History Option

The dialog box of the Process History Log option has been changed, so that it is possible to see the start time and end time of the process, per month.

Printer Definition, Printing Services and Print Management

Printer Definition Wizard

The Printer Definition Wizard serves to define to Unifreight printers that have been installed under Windows. The definition is a simple procedure that can be performed in a few steps.

Improvements to the Device Definition Option

Improvements have been performed to the Device Definition option. It is now possible to define the same printer for several branches in one single line (a separate line was needed in the previous version).

Improvements to the Printing Services

Several improvements have been introduced to the printing services in order to increase availability and credibility:

- Locate and restore automatically in case of a printing that disrupts the services.
- Discover unavailability of printer before starting the printing.
- Special queue for big printing jobs, and more.

Printing Sets

Sets of documents can be defined for printing together. Once a set has been defined by Unifreight staff, and sent to the printer, the documents in the set are printed one after the other.

Stopping a Printing When Printer Is Not Available

The system can detect a problem in a printer and issue relevant warnings.

Form Generator

The new Form Generator provides the ability to design forms and also manage them. At this stage, forms are designed by Unifreight staff. In the future, users will be able to use the Form Generator on their own. The Form Generator has several advantages.

The company invoices can be designed using the Form Generator.

Forms generated in Unifreight can be used in the Mumps system.

Installation Facility

A new facility has been developed for automatically installing a new Unifreight version. This facility shortens the installation procedure and prevents possible user mistakes.

Task Management

When a task is generated in the system and added to the task list, it is also sent to the relevant task owner via e-mail.

Improvements to Statements

Several improvements have been introduced to the Statements facility, including:

- Option for canceling agent payment
- Restoring a statement that has not been generated from an invoice
- Option for defining name of beneficiary for agent
- Improvements in printouts and displays

Improvements to the Scheduler

Several enhancements have been introduced to the Scheduler, including the ability of running several instances concurrently, automatic cleanup of history (storing up to 6 months or up to 5000 lines), and improvements to the rescheduling mechanism.

The definitions dialog box has been improved, as well as the performance and the stability of the Scheduler.

Reduced Number of DB Connections

The number of DB connections have been reduced in order to improve performance and scalability.

Session Management

Performance improvements have been made in the mechanism that counts licenses. This mechanism now documents the logouts from the system.

Export to Excel

The procedure for exporting data to Excel has been enhanced: in the selection dialog box it is now possible to define field types and control the type of field and the totals.

Services

Blocking Services

The Service Activity option in the SRV-Services menu that displays the services currently running in the system, now includes a History option. The History window displays information regarding services that have been blocked,

showing the users who have performed these actions, the dates and the reasons.

The system reactivates a blocked service after 10 minutes.

Service Follow-Up

A new Follow Up option has been developed for tracing services waiting to be executed. This option displays the services that are waiting on queue, the number of oldest tasks, and performance statistics.

Extension of User Authorization Mechanism

The user authorization mechanism has been extended and it is now possible to define (via the Group Security and Group Security by Action options) permissions at the level of specific actions such as using a certain button.

Signature Workstation

Unifreight provides a new signature workstation that can be installed in the system.

Cyberarch Support

Unifreight supports Cyberarch communication for the interface with the port authorities.

Support of Oracle 64 Bit

Unifreight supports Oracle 64 Bit that provides the system with the ability to grow.

Uniface 8406

Unifreight supports Uniface 8406 (advanced Uniface version).

Caching Mechanism

The new caching mechanism has been developed to improve inbound and outbound communication.

Handling Invoices

Checking Invoice Validity

The system performs validity checks while creating invoices in order to avoid errors that may occur after transmitting the invoices to SAP.

Generating Invoices

A general Value Date can be determined while creating an invoice, which will apply to all the lines of the invoice.

Transmitting Vendor Payments to SAP

After entering check details while entering payments, the system transmits the vendor payments to SAP accounting.

Improvements to External Receipts

Several improvements have been introduced to the external Receipts option, including:

- Connection to entities
- Entering and conversion of original currency
- Locating and connecting to invoices